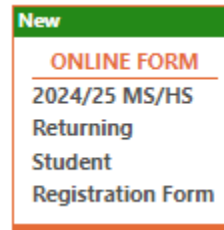
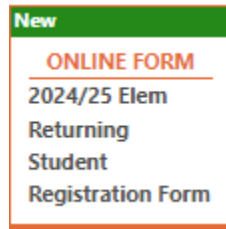


Online Registration for Returning Students

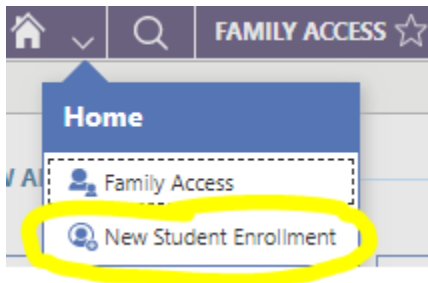
1. Log into Skyward Family Access by clicking on SKYWARD in upper right corner:
[Williams Bay School District](#)
2. Select the **2024/25** Registration Form for each *returning* student and follow the steps (If you have a *new* student to register, see *Online Registration for New Students* below).



3. After each step is completed, select *Complete & Next*. When you are ready to submit the form, select *Submit Form*. If you have any questions, please contact Julie Gauger at jgauger@williamsbayschool.org or 262-245-6224.

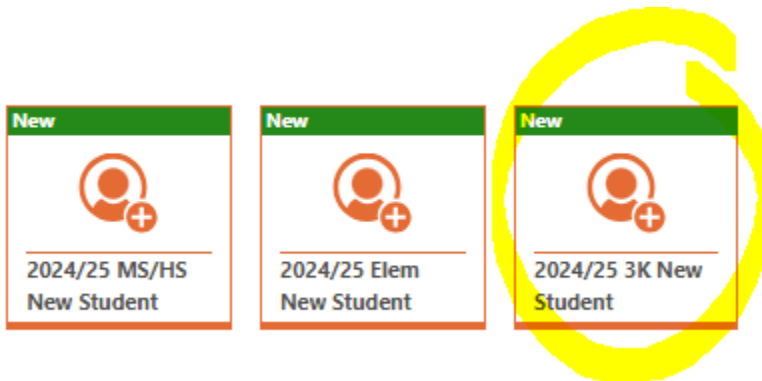
Online Registration for New Students with Skyward Family Access

1. Log into Skyward Family Access by clicking on SKYWARD in upper right corner:
[Williams Bay School District](#)
2. Select the drop-down menu next to the home icon. Select *New Student Enrollment*.

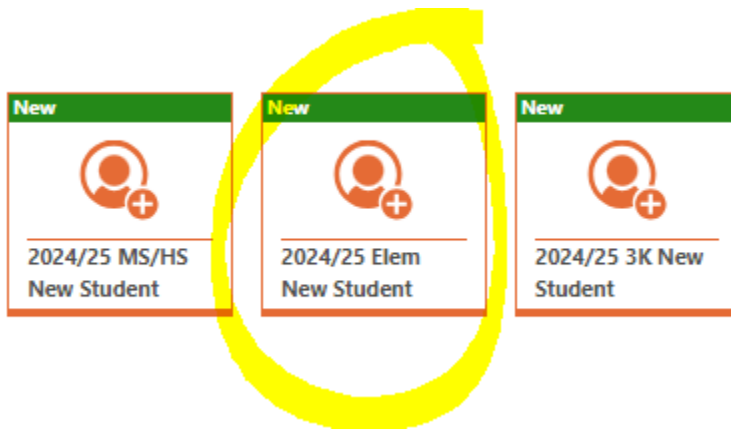


3. Select **2024/25 New Student**.

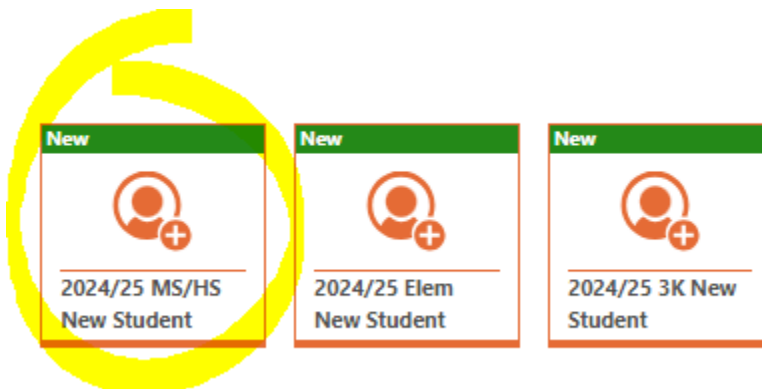
Student enrolling into 3K, please select:



Student enrolling into 4K - 5th, please select:



Student enrolling into 6th - 12th, please select:



4. Follow the steps and submit the form. If you have any questions, please contact Julie Gauger at jgauger@williamsbayschool.org or 262-245-6224.

Online Registration for New Students W/O Skyward Family Access

1. Click on the following link for the [New Student Enrollment Form](#)
2. Complete the form and select “submit”. Skyward will send an email with your username and password.
3. Complete the steps for *New Student Enrollment* (detailed above). If you have any questions, please contact Julie Gauger at jgauger@williamsbayschool.org or 262-245-6224.